



CRUISING WITH PHOENIX

President Holly Cook
president@phoenixcruisertravelclub.org
Vice President Syd Emmons
Secretary Margaret Potvin
secretary@phoenixcruisertravelclub.org
Webmaster John Halupka
webmaster@phoenixcruisertravelclub.org
Treasurer Karen Thompson
treasurer@phoenixcruisertravelclub.org
Newsletter Editor Howard Potvin
newsletter@phoenixcruisertravelclub.org
Member at Large Nicki Loth

February/March 2020

President's Message

Registration for the 2020 Reunion opens with this newsletter! I have received calls, emails and personal messages from people wanting to sign up. NOW IS YOUR CHANCE! The registration form is in this newsletter and online in the member section of the club website Phoenixcruisertravelclub.org – sign in to access it. Full article is later in this newsletter (no need to rush there now, you have time to read the rest of the newsletter first).



John and I have spent a chunk of the winter volunteering in deep south Texas at the Santa Ana National Wildlife Refuge visitor center. We work three days a week and have four days to explore and play. John is loving this “job” situation so much that we’ve already signed up to work in the North Cascades this summer. What a change THAT will be. After months of flat land with short stubby trees, extreme sunshine, sandy clay, fire ants, chiggers, gnats, scorpions, pack rats and mosquitoes, we’ll roll north to towering trees, drizzly days, majestic mountains, hundreds of glaciers, gorgeous lakes, lush forests, banana slugs, bears... and mosquitoes. I am so ready!

While we totally enjoyed our slow wandering over the years, it seems John needed a little more purpose. I don’t feel the need for a “job” but enjoy volunteering so it works for both of us. So many people have chatted with us about what it’s like to volunteer like this. Retirement, travel, exploration, but a sense of purpose. Toss in the feeling that you’ve helped one of our parks and it can be a win-win situation. Several of these people were recent retirees who held onto jobs because they didn’t know what to do if they weren’t working. They were very interested in how all this works.

Well, it's different every place you go. You look for a "job" that works for you and gives you the amenities that you need. John and I have a free full hook up campsite in a "gated" volunteer village with 14 concrete camping pads with picnic tables (Take that you evil fire ants! You get sand, I get concrete, hah!) We have a free laundry room and use of the visitor center breakroom for our group dinners (Christmas, Thanksgiving, etc.) Other than that, we potluck at each other's campsites. It's not a bad way to spend the winter. We work three days a week at Santa Ana and wander, explore and play the other four days (or hike the refuge and chill).

Santa Ana has volunteers working: visitor center, revegetation (native plant nursery), environmental education (school programs), bird guides, IT assistance, gift shop, tram tours, maintenance, and trail work. I saw a posting for a National Park that will give a full hook up site to someone to come out and take pictures... wow, rough job to wander the park and play with your cameras. I wish I had the skill and camera equipment to apply for that one.

So, why am I telling you the story of my life? Because this may be what you are looking for. Winter in a warm place, socializing, touring, working a bit then moving on. Maybe to another volunteer spot, maybe wandering aimlessly, maybe heading back to your stick-and-brick house. What we each want, need, like and do, differs from person to person, place to place, time to time and can quickly change. If this lifestyle interests you, places to volunteer can found at volunteer.gov or on state park websites. Your RV is ready to roll and take you wherever you want to go. Get out there and ENJOY!

Planting Seeds

On a trip to Florida long ago we met people involved in Manatee rescue. They were selling adoption packets for \$25. We "planted a seed" and adopted a manatee named "Ginger" for our granddaughter (she had a dog named Ginger). She was thrilled and learned all about the manatees. When her parents took her to Florida, they paddled out to see the manatees. Her eyes light up when she talks about it many years later. That seed grew into an awareness and love for an animal she had never heard of before.

When our granddaughter was in 4th grade, she was given the opportunity to learn a musical instrument in school. She chose the flute and started screeching and squawking her way to making beautiful music. I know learning an instrument is frustrating and many kids quit after their first year so we "planted a seed" by taking her to the local high school marching band expo. It was freezing cold and went on for hours. But she watched it all, tracking each flute as they performed on the field. By the end of the night she knew she would one day be in marching band. That seed took root and grew. She continued to practice that flute and we went to more expos. If all goes well, she'll be marching on that field next year. That seed is growing strong and music has become a part of her life.

Last year we "planted a seed" when we took her for a volunteer vacation at Best Friends Animal Sanctuary. She learned what it takes to care for animals day in and day out (it's more than just snuggles and sloppy critter kisses). She learned how the sanctuary works to help each animal improve their behavior and get adopted. She watches their website to this day to see if the animals she met have been adopted and what new ones have come in. The seed that we planted grew. We don't know yet what it might grow into, but it definitely sprouted and is putting out new leaves every day.



We recently spent a wonderful day at Sea Turtle Inc. on South Padre Island, TX. <https://seaturtleinc.org/> It is a very cool organization that works for education, rehabilitation and conservation of sea turtles. We were totally unaware of this group. We think it is really cool so we're sharing our awareness here with you. We plan to purchase an "adoption" packet for our granddaughter. We can't get her down here right now so by sending her the adoption packet and links to the website, we'll "plant a seed" and see what grows. (She's considering adopting the turtle patient named "Brisket" because she likes brisket... that's just wrong. Besides, who names a turtle Brisket?) We're also trying to

set up an interactive virtual visit to Sea Turtle Inc. for her class. That would be a whole classroom full of seeds successfully planted. How cool would that be? If you go to the website make sure you watch the video on the “about” page. It’s a good intro to their facility. (Did you see how I just planted that seed? Now you HAVE to look.)

If you have a child, an adult, or a total stranger that you’d like to educate, encourage, enlighten or just amuse - plant a seed. Find something that may open windows for them; something they can latch onto; something they’ll enjoy. Some of the seeds may never sprout for lack of interest. Some will grow for a while, bloom, then wither and die as they move on to something else. Some may grow into careers. Some will grow into lifelong loves. I can’t say what any seed will do but I can say that if you never plant that seed, it will never have a chance to grow. So, go out and share something you find interesting. Share something you love. Plant a seed.

RVillage

If you can’t make it to this year’s reunion, don’t despair. Our RVillage get-togethers have kicked off with Bill Golden setting up a Northeast Get Together for April 26-May 1 at Scusset Beach State Reservation, Massachusetts. Check RVillage for more info. He calls it his annual “flush out” trip. This moniker concerned us a bit but we really like Bill and Karen and they’re a lot of fun to hang out with so we’re sure it isn’t as bad as it sounds (we hope). Anyhow, if you can make it, I’m sure it will be awesome.

John and I hope to schedule a get-together in the Northwest this spring or summer and I’m hoping that more people jump in and set up regional get-togethers now that spring seems to be within reach. Have you made plans for the spring and summer? Will you be staying in one place for a night or two? If so, consider setting up a get-together via RVillage and see if anyone wants to join you.

You can sign into RVillage, go to our group home page, then scroll down. There are four circles in a row under our club picture – click the Group Forum circle to see topics for each region where you can discuss potential plans. Another circle is where you go to set up your get-together. Ironically, that circle is called “Get Togethers”. You don’t have to make anything public. It is all within our closed group. Not on RVillage? Log in to the club website to find directions so you can join (and learn how to block all those annoying notifications – YES, it can be done with rather a few clicks).

WELCOME NEW MEMBERS

Virginia Shea and Mary Devaney, Acton, Maine, owners of a 2019 Phoenix Cruiser 2351D.

Al and Judy Thomes, St. Cloud, Minnesota, owners of a 2016 Phoenix Cruiser 3100. This is their second Phoenix Cruiser having started with a 2010 Phoenix Cruiser 2400. To increase and add further options, they purchased the 3100. They’ve had it since and love it. They are both retired RN’s, having worked 43 years each, and have been retired for 4 years. Judy served at the Veterans Administration Medical Center in St. Cloud until her retirement. Al was a surgical nurse for 43 years. They live in Central Minnesota and have not done extensive travel with the exception of a trip to Braniff and Yellowstone. They very much wanted to join our club and see the country—and hoping to join us in Spearfish in the fall. They have been to the Black Hills several times with car in tow. Beautiful country! They have 3 grandchildren who also love camping and the great outdoors. No pets—just their son’s 4 dogs and 3 cats—who, of course, don’t travel with them. Al is a big gardener, and they have land to maintain. Judy is an excellent cross-stitch lover and has made many beautiful projects. She is also a wonderful cook and baker. They both volunteer at a local Monastery, and Al drives for the DAV at the local VAMC . . . very rewarding to be volunteers. They love the Mountainside Resort in Sundance, Wyoming—absolutely wonderful owners—please check them out. You will want to come back again and again without question.

JUST ASKING

What are your thoughts about/your experience with extended warranties for your RV? Also, do you have any thoughts about or experience with Roadside Assistance Plans (above and beyond your RV insurance plan)?"

Well my single experience on way home from Charleston was a giant dud. I had given up my old Coach Net service and gone with FMCA's new service. I ended up stuck in South Georgia on I-75...turned out I had squirrels or something in Charleston chew on lines and my coolant drained out. Thank heavens I had water on board. They never sent anyone out and would do something at a high price.....so after a while, I called son in Atlanta. He directed me to a Ford dealer to get coolant, but no service available. I made it home the next day by keeping an eye on the coolant level. My evaluation of that was the person on the answering end of the call determines how well their service may be. I cancelled the FMCA service and went back to Coach Net when I got home. The real key is diligence and service... This is 3rd RV and smallest at 31 ft. Always check house batteries and add distilled water, service generator when you service RV and that should be once a year no matter the mileage. Sitting is aging of systems. Same goes for tires... they agelike us... sitting on your back side does not delay your birthday either.

Patricia Serrill (Black), 2016 Phoenix Cruiser 2910T, Odessa, Florida

Never had an extended warranty in our 22 years of RVing. I have never had a repair that would have been covered by one. We have had a roadside assistance plan for about 15 years. We have had need to use it about 5 times. Three of those times required a tow truck. The other 2 were tire changes. The total cost of the plan over the 15 years verses the cost those 5 uses are about equal. The convenience of having one number to call and not worrying about finding someone to do the job is priceless.

Don and Patti Curtis, Grand Junction, Colorado, 2015 Phoenix Cruiser 2551

Extended warranties are questionable in value. They are expensive and rarely does the cost of repairs exceed the cost of the warranty. That said, we had an extended warranty on our Phoenix. We had to use it twice for what turned out to be relatively minor repairs. On balance, the cost of the repairs was not worth the cost of the warranty. Our experience with autos was similar, so now we don't bother with the extended warranties--taking the chance that we might get stuck with a big repair bill someday. That chance is small. It has to be--otherwise insurers wouldn't sell extended warranties. They are very profitable for the insurers.

*Ken and Betty Humphreys, Granite Falls, North Carolina,
Former owners of a 2005 Phoenix Cruiser 2100*

We have mixed feeling about extended warranties. We did purchase one, but have never used it. When it comes to minor things going wrong, we have always fixed it ourselves. It may be a great investment for those not having any mechanical skills. Time will tell if we ever use ours. If we had a major issue, I will then be grateful that we do have it. The question is the cost of the insurance; does it pay for itself?

As far as Roadside Assistance we do have limited coverage with our Progressive Insurance company vs USAA. It would be great to hear from others on their experiences and recommendations on purchasing coverage beyond their RV insurance plan.

Dave and Karen Berman, Henderson, Nevada, 2017 Phoenix Cruiser 2910D

Xtra Ride sold by Phoenix Cruiser has done well for me on 3 different brands of motorhomes. From refrigerators—to tow in and repair—to leveling jacks, replace generator, fuel pump replacement, and hydraulic lines leaking on the levelers.

GOOD SAM Roadside Service—have used to unlock rig with keys inside, road side service, and tire service—ALL GOOD!

Ed and Bev Gilmore, Morton, Illinois, 2011 Fore Winds 31V

While I do have an extended warranty, the Phoenix factory has been so great in helping me. I will not go anywhere else for service for a long time. I have added my Phoenix Cruiser to my AAA policy, and used them recently for a flat tire--quite satisfactorily. It all seems to work!!

Jack and Linda Doub, Millsboro, Delaware, 2015 Phoenix Cruiser 2350

We had one breakdown in 11 years when we lost an alternator in Gila Bend Arizona. Good Sam Roadside Service let us down but AAA came to our rescue. We signed up for FMCA which was recommended to us for our Alaska trip but did not need to use it.

Howard & Margaret Potvin, Crestline, California, 2019 Phoenix Cruiser 2552

We had an Xtra Ride extended warranty purchased through Phoenix Cruiser. We used it twice—once to replace the TV while at the factory—and a second time to have a mobile repair service fix one of our hydraulic jacks. Phoenix billed Xtra Ride for their service. We got prior approval from Xtra Ride, had to pay for the mobile service and submit the bill, but received payment promptly. We sold the rig before the warranty expired, and received a refund for the unused portion of the plan. Lost a few bucks in the long run, but hard to put a price on peace of mind too.

Wayne and Karen Thompson, Muskegon, Michigan, 2012 Phoenix Cruiser 3100

Webmaster's Minute

It's about that time; registration will be opening soon for our 2020 Phoenix Cruiser Travel Club reunion in the Black Hills of South Dakota.

There are several ways to register.

- If the newsletter is mailed to you, fill out the form printed in the newsletter, and mail it to the address specified.
- If you receive the newsletter online, you can print the registration form, fill it out, and mail it to the address specified.
- You can fill out and submit the registration form online from our website.

If you plan to submit an online registration form, make sure you can log in to our website: <https://phoenixcruisertravelclub.org>. If you cannot log in, send an email to webmaster@phoenixcruisertravelclub.org. Please provide your name and the email address you used to log into our website. I will respond as soon as possible.

NOTE: All members should be able to log into our website. Karen Thompson, our treasurer, sends me the names and email addresses of all new members. I add those members to our website's user list. The website sends each new user an email with their login credentials (username and password).

John Halupka, Webmaster

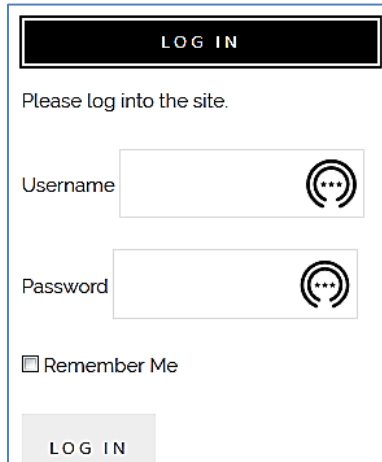
Fun with Logging In and Resetting Your Password

A member of our club recently sent this message to our treasurer, who forwarded it to me.

I am trying to log into the PC Travel Club site. I couldn't find where I wrote down my password, so I requested a reset. I've done this twice and it says: "Sorry, you are not allowed to access this page."

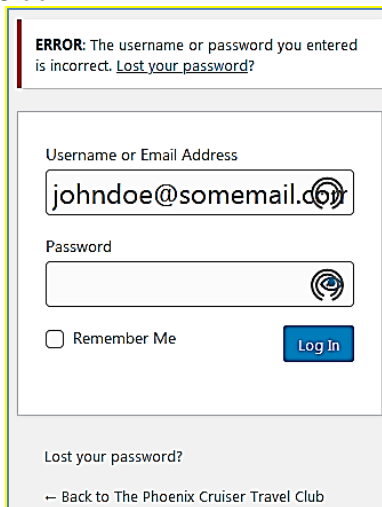
I just went to look again and it shows our names up the upper right corner with an option to "Log Out", but when I try to access anything, it says I don't have permission to view that page.

When you go to our website (<https://phoenixcruisertravelclub.org>), you will see a login section on the right side of the page.



The screenshot shows a login form with a black header bar containing the text "LOG IN". Below the header, it says "Please log into the site." There are two input fields: "Username" and "Password", each with a circular icon containing three dots to its right. Below the password field is a checkbox labeled "Remember Me". At the bottom of the form is a grey button labeled "LOG IN".

If you enter your username and/or password incorrectly the following error page is displayed. This page is generated by WordPress, not the Phoenix Cruiser Travel Club.

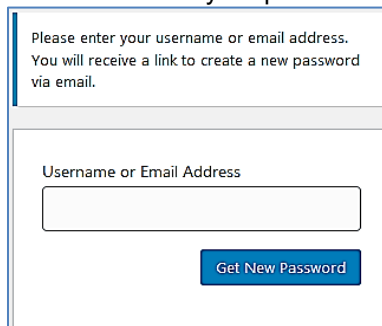


The screenshot shows an error message in a red box: "ERROR: The username or password you entered is incorrect. [Lost your password?](#)". Below the error message is a login form with a grey header bar containing the text "Username or Email Address". The input field contains the text "johndoe@somemail.com". Below the input field is a "Password" field with a circular icon containing three dots to its right. Below the password field is a checkbox labeled "Remember Me" and a blue button labeled "Log in". At the bottom of the form is a link labeled "Lost your password?". Below the link is a link labeled "← Back to The Phoenix Cruiser Travel Club".

If you simply entered your username or password incorrectly, click "Back to The Phoenix Cruiser Travel Club" and try to login again.

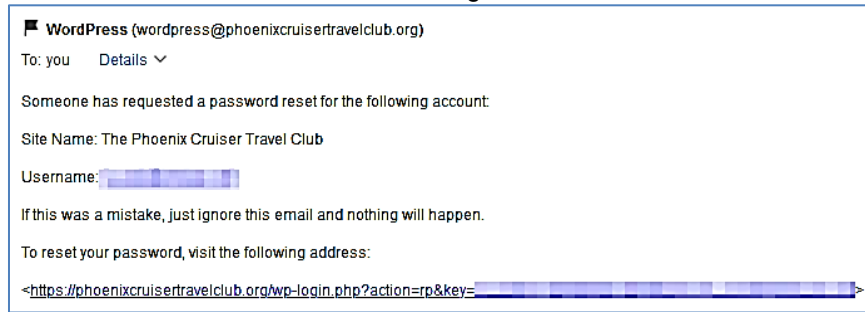
RECOMMENDATION: Always login from our homepage, not the WordPress generated login page.

If you really have forgotten your password and click the "Lost your password?" link, the following page is displayed.

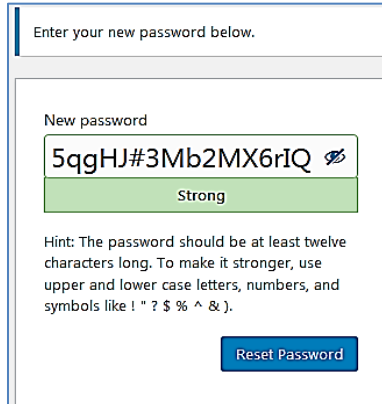


The screenshot shows a password reset form with a grey header bar containing the text "Please enter your username or email address. You will receive a link to create a new password via email." Below the header bar is a form with a grey header bar containing the text "Username or Email Address". The input field is empty. Below the input field is a blue button labeled "Get New Password".

Enter your email address and click **Get New Password**.
In a few minutes you will receive an email similar to the following:

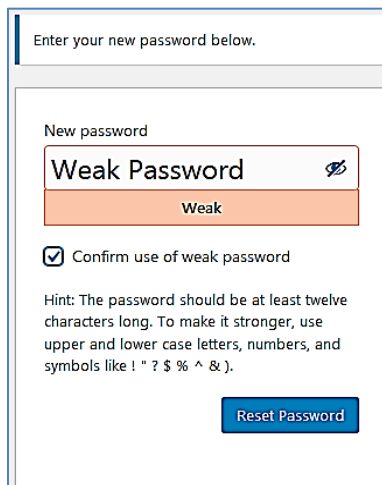


When you click on the link in the email an “Enter new password” page will open in your browser. Again, this page is generated by WordPress, not the club.



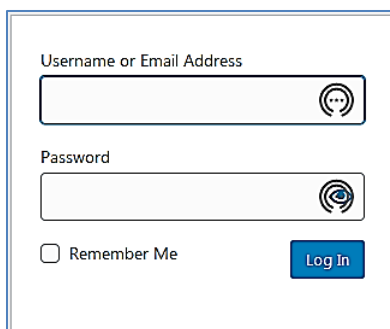
The screenshot shows the 'Enter your new password below.' page. The 'New password' field contains '5qgHJ#3Mb2MX6rIQ' and is marked as 'Strong' with a green bar. A hint below the field reads: 'Hint: The password should be at least twelve characters long. To make it stronger, use upper and lower case letters, numbers, and symbols like ! " ? \$ % ^ & ;'. A 'Reset Password' button is at the bottom.

You can accept the suggested password or enter one of your own choosing. If your password is weak a checkbox that says “Confirm use of weak password” will appear. Click that checkbox to keep the password you want. Then click “Reset Password.”



The screenshot shows the 'Enter your new password below.' page. The 'New password' field contains 'Weak Password' and is marked as 'Weak' with an orange bar. A checkbox labeled 'Confirm use of weak password' is checked. The same hint as in the previous screenshot is present. A 'Reset Password' button is at the bottom.

Once you have reset your password the following page is displayed. Again, this page is generated by WordPress, not the club.



The screenshot shows the WordPress login page. It has two input fields: 'Username or Email Address' and 'Password'. Below the fields is a 'Remember Me' checkbox and a 'Log In' button.

I strongly recommend that you click the “Back to The Phoenix Cruiser Travel Club” link. That will take you to our home page which is where you should always login.

If you login from the WordPress login page and the login is successful, the following page will be displayed.

Sorry, you are not allowed to access this page.

It may appear that you are stuck, but you are not. Simply go to our homepage (<https://phoenixcruisertravelclub.org>). That page will show that you have successfully logged in.

John Halupka, Webmaster

Ground Hog Day

About the time Punxsutawney Phil crawls out of his burrow other creatures crawl out from under their rocks, or caves, or whatever lairs they hide in or under. Those creatures are the IRS tax scammers. (And others of their ilk like Social Security scammers.)

Unlike Punxsutawney Phil there’s zero chance they’ll crawl back under their rocks or into their caves for another six weeks.

Every year scammers get better and better at scaring you into giving them your money. With all those data breaches you’ve been hearing about, they can buy enough information about you (name, address, phone number, all or part of your Social Security number, etc.) to convince you that they indeed represent the IRS, or Social Security, or some financial institution. If they weren’t who they said they wouldn’t have all that information about you? Right?

By this point you’d probably be **just** a tiny bit worried.

Once they have you believing they **might** be legitimate, they try to scare you into thinking you’ll be arrested or your Social Security number will be suspended or some other calamity will befall you unless you pay up. Now you’re worried you won’t get that next Social Security check. Or the government will drain your bank account. Or you may end up doing a perp walk in front of your neighbors.

All of a sudden that delicious breakfast you just ate and that second cup of coffee you drank isn’t sitting too well. What can you do to make all this go away?

Here’s where things get really bizarre. They tell you to go to specific stores and buy gift cards! That’s right, gift cards!!! They give you a phone number to call where you will be asked to read off the numbers on the cards. Your problems have been solved. You’ll get that next Social Security check, your bank balance will not drop to zero, and you won’t be seen being trotted off to jail in your jammies.

But I have a guaranteed way to avoid all of the above.

HANG UP!

If you’re still a bit worried, call the IRS or Social Security customer service line and ask them if there’s an issue with your Social Security account or federal taxes. And don’t call any of the phone numbers the scammers may have given you.

In these cases, don’t trust and do verify.

For more information, you can do an internet search for “IRS tax scams” or you can visit these websites:

IRS Tax Scams/Consumer Alerts: <https://www.irs.gov/newsroom/tax-scams-consumer-alerts>

Know the Sneakiest IRS Tax Scams: <https://www.investopedia.com/taxes/know-latest-irs-scams>

John Halupka

It has been suggested that this year when writing a check or other important document, always enter the date with the full year, aka xx-xx-2020. Someone can easily modify the short version xx-xx-20 to a later date.

Howard Potvin

Phoenix Cruiser Travel Club 2020 Reunion

Spearfish, South Dakota HERE WE COME!

Reunion 2020 registration is now open! For those not familiar, Spearfish is located in the northern part of the incredibly beautiful Black Hills of South Dakota. It is an amazing town with so much to do that we had a really hard time narrowing down our options for the day trip. We could have kept everyone happily occupied for a month!



Spearfish City Campground

Do you like nature? GOT IT! Shopping? GOT IT! History? GOT IT! Scenic drives? GOT IT! Casinos? GOT IT. Camping and chilling with friends, old and new? GOT IT, GOT IT, GOT IT!

PSHEW – maybe I should chill and be clearer: We have hiking, biking, birding, fishing, a quaint historic downtown, waterfalls, golf courses, disc golf courses, a historic fish hatchery, beautiful parks, micro-breweries, tea houses, creperies, ice cream parlors, artist studios, a gorgeous canyon and more – and that's JUST SPEARFISH! Once you go a bit farther afield, there are numerous National Parks, State Parks, National Forests, historic sites, cool western towns, more hiking trails, horseback riding opportunities, a historic train, wild west cemeteries, quirky stores, and more. SO MUCH MORE!



Snapper's Club - Our Meeting Hall & Outdoor Gathering Space

The reunion is set for arrival on Sunday, September 20 with departure on Friday, September 25, 2020. The Black Hills should be wearing her fall colors. It might be a bit nippy in the evening but no worries! We have an awesome outdoor gathering area with a huge fire pit as well as a beautiful meeting hall with a fireplace. After a day of exploring the Black Hills, we have ample space to snuggle in and share our adventures.

We have 40 sites on hold at Spearfish City Campground. We can probably add a few campsites if needed but our meeting hall holds 80 happy souls so that is our limit for registration. Once we hit our limit, we will put names on a waiting list. Wait listees do not pay until a spot opens for you and you accept it. Here is link to get your own [Spearfish-Adventure-Guide-2019](#) so you can start planning your adventure.

DAY TRIP (aka “OH NO, not the bus”)



Historic Deadwood

Well, yes, we had to get a bus – BUT we will be on it for a series of short drives with lots of beauty and adventure in between.

We wanted EVERYTHING and realistically couldn't do it all... but we will be doing a lot. Our Day Trip will include a scenic drive through beautiful Spearfish Canyon, a short hike to a waterfall (or a nice no-hike waterfall view from a deck), a visit to a HUGE gold mine, personal time for lunch and shopping and casinos in Deadwood, a fun narrated

bus tour of historic Deadwood and their infamous cemetery and, finally, a presentation at Tatanka – Story of

the Bison (where Kevin Costner's costumes from "Dances with Wolves" are displayed. Oh, I forgot to mention – those gorgeous scenes at the end of the movie... that was filmed right there in Spearfish Canyon.) All that in one day and it's only the tippy top of the Black Hills.

How do I sign up?

The registration form is at the end of this newsletter. You can print it, fill it out and send it in with payment or you can go to the form on our club website and submit your request that way. NOTE: There will be an additional 3% charged for all payments made through PayPal to cover the additional fees from them. You can submit your registration online then mail your check to our Treasurer to avoid these fees. Instructions are on the online form.

There are FOUR options on the registration form. Please double check to ensure you selected the correct one. For those choosing “no hook ups” there is water, dump station and a bathhouse on site. Your options are:

FULL hook ups with Day Trip
NO hook ups with Day Trip

FULL hook ups – NO Day Trip
NO hook ups – NO Day Trip

Prices are also different for an individual or a couple. If you are going to have three or more people at the reunion on one site, please note that on your registration form and check with Karen Thompson, Treasurer, to get the uplifted cost.

Words of Wisdom:

Junk is something you've kept for years and throw away three weeks before you need it.

Middle age is when broadness of the mind and narrowness of the waist change places.

My idea of housework is to sweep the room with a glance.

Never underestimate the power of very stupid people in large groups.

No husband has ever been shot while doing the dishes.

Nostalgia isn't what it used to be.

One seventh of your life is spent on Monday.

Opportunities always look bigger going than coming.

Plagiarism saves time.

Big, Beautiful, Bison

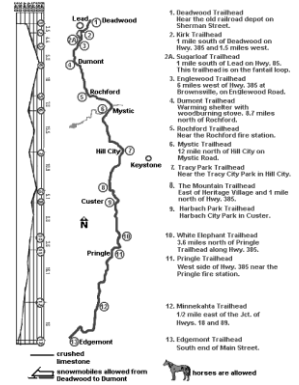
Another Black Hills opportunity is the Annual Bison Roundup at Custer State Park that takes place at the tail end of our Reunion 9/24-26/2020 <https://gfp.sd.gov/buffalo-roundup/> We considered doing this as a day trip but it requires a good bit of walking on uneven ground and extensive time in the sun which does not appeal to everyone. If you are interested in adding adventure on at the end of your stay in Spearfish, you should probably start hunting for lodging now. This is for your information only and is not part of our reunion plans. NOTE that you can actually sign up to RIDE in the roundup and herd the bison if you have your own horse... THAT takes a special person.



Are you a Serious Cyclist?



The Black Hills has a premier 109 mile rail to trail bicycle trail named the George S. Mickelson Trail. Here is your opportunity to add a little biking into your Black Hills adventure this fall. I ran across a notice for a huge trail trek that takes place the 3 days before the reunion starts (well, the last day of the trek is also reunion check in). The deadwood trailhead in Deadwood, SD is about 14 miles from Spearfish and is near the old railroad depot on Sherman Street.



Stretching 109 miles from Deadwood in the north to Edgemont in the southwest, the Mickelson Trail has become known far and wide for the high quality bicycling it offers.

With a surface of primarily crushed limestone and gravel, the trail currently has 15 trailheads which all offer parking, self-sale trail pass stations, vault toilets and tables. Most of the grades are gradual and gentle, with none exceeding four percent. Portions of the trail are considered strenuous.

The trail is about 10 feet wide and traverses the full range of what nature in the Black Hills has to offer: prairie, mountains, aspen lined creeks, pine forests, high country meadows and the wildlife that lives in each of these diverse ecosystems.

Many of the old railroad trestles, about 100 of them, are still in place. All have been restored, as have four hard rock tunnels, blasted long ago through hillsides. Watch for the remains of old cabins and ghost mines. There are also 35 interpretive signs along the trail.

Here are some links to check out this really neat opportunity, the trail, bike rentals and shuttle services:

- The George Mickelson S. Trail <https://gfp.sd.gov/parks/detail/george-s--mickelson-trail> and www.bikemickelson.com
- 23rd Annual Trail Trek Flyer (9/18-9/20/2020) <https://gfp.sd.gov/UserDocs/trail-trek-info.pdf>
- Bike Rentals www.twowheelerdealer.com 605-642-7545 in Spearfish at \$30 for 8 hours
- Shuttle Service - Airport Discovery Tours 605-920-1020
A shuttle from Dumont, a 16.2 mile ride, back to Deadwood is approximately \$32 per person.
A shuttle from Rochford, a 26.2 mile ride, back to Deadwood is approximately \$48 per person

One of our cyclists suggested people interested in biking part of the trail during the reunion can gather on registration day, do a head count, discuss plans and set something up depending on weather. There are also bicycle trails in and around Spearfish and you can ride Spearfish Canyon.

THE WORLD'S LARGEST METAL SCULPTURES

By Margaret Potvin

This is a reprint from an earlier newsletter, but it is nearby this year's reunion in South Dakota.

While coming home from our cross-country trek to a Phoenix reunion a few years ago, we ran across a series of sculptures in rural North Dakota that claimed to be the world's largest. They are located just off Interstate 94 on Highway 85 (the Enchanted Highway) between Gladstone and Regent, North Dakota.

The first one can be seen at exit 72, and the others are located along a 32 mile stretch south from there. There is absolutely nothing along this lonely stretch of highway but these fabulous sculptures. Each sculpture is made from scrap farming and industrial materials. They have to withstand the area's notorious cold and winds. It was bitter cold and windy but we stopped by everyone and took photos. Each stop provided an ample parking lot and sometimes a picnic table. There is no fee, but donations are accepted.

The sculptures, completed from 1991 to 2006, are the brainchild of folk artist Gary Greff. He had never done any art work or welding before attempting these amazing sculptures. Gary has degrees in primary and secondary education and worked many years as a teacher. He wanted to draw business and people to his area. Farmers and landowners have donated land and material to the project. Local community organizations help with the upkeep. Gary's goal is to increase the economic viability of his hometown. He hopes new businesses will open to serve the thousands of visitors.

A visitor center and gift shop in Regent opened in 2003 and in one year 10,000 travelers signed the guest book. The center is open from Memorial Day through late October. The town of Regent also has a café and several museums.

Giant Geese in Flight – this one weighs 78 tons made from oil well pipes and oil tanks. We actually missed this one because it was just north of the turnoff. This one is listed in the Guinness Book of world records. The ten geese are flying in a circular pattern.

Pheasants on the Prairie – this collection of birds include a rooster, hen and chicks. The rooster is 40 feet tall and 70 feet long and made entirely of scrap wire mesh. He weighs 13,000 pounds. They are painted to look like the original. Somehow the metal scraps looks amazingly like feathers.



Fisherman's Dream – a large trout is leaping from a “pond” filled with other fish. The pond is complete with plants. These fish would be a dream catch for any fisherman. It took three years to complete.

Deer Crossing – this includes a deer leaping over a fence and another following. He is 75 feet high and 60 feet long. This sculpture is constructed of scrap metal and oil well tanks. In the photo below I am barely visible, standing next to the deer on the left hand side, under the “fence.”



Grasshopper's Delight – the largest is 40 feet tall and 60 feet long. There are many of them complete with metal “feelers” that swing in the wind. There are even several wheat stalks. Smaller versions of these insects have wreaked havoc in this state in the past, something farmers have had to contend with.

Theodore Roosevelt Rides Again – this 51 foot statue is a wire outline of TR on horseback.

Tin Family – this family consists of a mother, a father, and a son all made from tin. Ma even has beautiful “hair.” The son has feet made from large water troughs. They are beautifully painted.

If you haven't seen this collection, it is well worth a detour to do so.

From the campground, head north on highway 85 until you reach highway 94 in North Dakota

A quick online check indicates that there are many other larger than life sculptures in North Dakota. There is a buffalo at exit 258 off I94 in Jamestown, a Holstein cow at exit 124 off I94 in Salem, a catfish at exit 23 off I29. There is also a giant turtle (riding a snowmobile) on Route 5 near the junction of Route 14 in Bottineau. Another turtle, made of 2,000 discarded tire rims is located at the junction of US 281 and Route 3 in Dunseith. There seems to be quite a few North Dakotans with lots of time and talent.

PHOENIX CRUISER TRAVEL CLUB			
Cash Flow Statement			
Fiscal Year 12/30/2019			
Fifth/Third Savings Account Balance 1/1/2019		\$ 5,539.06	
Fifth/Third Checking Account Balance 1/1/2019		<u>13,521.86</u>	
Beginning Cash Balance 01/01/2019			\$ 19,060.92
Inflows - Fiscal Year 2019			
New Member Rebates - 2019		260.00	
Interest Income		4.40	
Reunion Fees - 2019		16,880.00	
Reimbursement for Farwell Dinner-Phoenix USA		1,550.00	
Total Inflows - 2019			18,694.40
Outflows - Fiscal Year 2019			
Operating Expenses --			
Liability Insurance	1,256.00		
Office Supplies	87.59		
Lanyards and Ribbons	276.58		
Postage--Shipping	202.63		
Website Fee	100.97		
Total Operating Expenses		1,923.77	
Reunion Expenses 2019			
Catered Meals - Breakfast	2,841.20		
Catered Meal - Farwell Dinner	1,550.00		
Club Sponsored Meals (Ice Cream Social & Deserts)	792.49		
Bingo Gifts	337.64		
Campground Fees - James Island Campground	363.18		
Pay Pal Fees	259.08		
Tent Rental	355.20		
Day Trip - Boone Hall & Harbor Cruise	4,507.00		
Total Reunion Expenses - 2019		11,005.79	
Total Outflows - 2019			(12,929.56)
Overall Cash Flow - 2019 Expenses			5,764.84
Campground Fees & Pavillion Rental -Prepaid - Spearfish 2020			(125.00)
Fifth/Third Savings Account Balance 12/31/2019		21,526.26	
Fifth/Third Checking Account Balance 12/31/2019		<u>3,174.50</u>	
Ending Cash Balance 12/31/2019			<u>\$ 24,700.76</u>

2020 Phoenix Cruiser Travel Club Reunion

How Do I Sign Up?

There are several ways to register.

- **PREFERRED METHOD:** Fill out and submit the online registration form from our website. You will receive an email invoice from our Treasurer that you can pay by check or online using PayPal (A 3% additional fee will apply for PayPal.)
- If you do not wish to register online, print the registration form on the last page of this newsletter, fill it out, and mail it to the address specified. You may include a check payable to Phoenix Cruiser Travel Club with your registration.

There are **FOUR** campsite/day trip options. Prices for each of those options differ for an individual or a couple. Please double check to ensure you selected the correct option. For those choosing "NO hook ups" there is water, a dump station, and a bathhouse on site. No Hookup sites are grassy areas without designated sites. These are NON-RESERVABLE sites. We don't expect this to be an issue since we are quite late in the season and arriving on a Sunday.

Campsite/Daytrip	Single	Double
FULL hook ups – Day Trip	\$305.00	\$425.00
FULL hook ups – NO Day	\$250.00	\$310.00
NO hook ups – Day Trip	\$255.00	\$375.00
NO hook ups – NO Day	\$200.00	\$260.00

If you are going to have three or more people on your campsite, please note that on your registration form and contact our Treasurer to get the uplifted price: treasurer@phoenixcruisertravelclub.org.

NOTE: After June 1, each of the above fees will increase by \$25.00.
Cancellation fee is \$50.00 if notified prior to August 15. After that date, there will be no refunds.

If you do not pay when you register, you will receive an invoice from our Treasurer. You can mail a check, payable to **Phoenix Cruiser Travel Club**, or pay online using PayPal. There will be an additional 3% charged for all payments made through PayPal to cover the additional fees they charge the club. In order to hold your reservation full payment is due by the date specified on your invoice.

PET OWNERS NOTE: The Day Trip is scheduled from 8:00 am to 5:00 pm. People with pets may wish to make arrangements for their furry family members prior to arrival. Be aware that pet daycare and boarding businesses may require proof of vaccinations in order to accept your dogs, so call first!

Pet Daycare and Boarding:

- 1) Spearfish Groom & Board 605-642-3236
- 2) Spearfish Animal Hospital 605-642-5771
- 3) Paws & Relax 605-639-9691

Pet Sitters and Walkers:

- 1) [Rover.com](https://www.rover.com) - search Spearfish
- 2) [Care.com](https://www.care.com) - search Spearfish



Reunion Registration Form
2020 Phoenix Cruiser Travel Club Reunion
Sunday, September 20th – Friday, September 25th
Spearfish City Campground, Spearfish, SD

The registration fee will be:	Single	Double
Full Hookup + Day Trip	\$305.00	\$425.00
Full Hookup – NO Day Trip	\$250.00	\$310.00
NO Hookup + Day Trip	\$255.00	\$375.00
NO Hookup – NO Day Trip	\$200.00	\$260.00

Please circle one of the options above. You will receive an invoice from our Treasurer for your registration. The fee for more than two people per site is set by the Treasurer.

- After June 1st, the fees will be \$25 more per site.
- Cancellation fee is \$50 if notified prior to August 15th.
- After August 15th, there can be no refund.

Preferred registration method is online at www.phoenixcruisertravelclub.org

You may pay via:

- (1) Personal check payable to Phoenix Cruiser Travel Club and mailed to: Treasurer, Phoenix Cruiser Travel Club, 2743 Henry St., PMB 128, Muskegon, MI 49441.
- (2) Pay Pal (using credit card, debit card, or Pay Pal account).
 You will be charged an additional 3% to cover the Pay Pal fee.

Name(s) _____

Address _____

City _____ State _____ Zip Code _____

Phone Number(s) (Please indicate if home or cell) _____

Email Address(es) _____

Phoenix Cruiser Forum User Name _____

RV: Make _____ Model _____ Year _____

Length _____ Will you be towing a vehicle? Yes No

Do you have any special needs? _____

If you have any medical training are you willing to assist us in an emergency? _____

If you willing to volunteer to help with any reunion activities, please circle your choices:

Check-In Bingo Caller Bingo Helper Meal Set-Up/Clean-Up Any